

578 Single frequency DMR repeater

The 578UV can function as a radio link using the same reception and transmission frequency, it will use one TimeSlot to receive and the other to transmit. The user radios must be set in DMR MODE = DCDM TS Split, they will receive on the selected TimeSlot and transmit on the other TimeSlot but once in

It is possible to set the bridge to repeat signals with any ColorCode or to repeat signals with the CC set in the Main or Sub Band

Use without color code filter

In this mode in the channel set the same reception frequency both on A and B in Digital mode, the DMR MODE, the ColorCode is not used by the system they will come

Main Band A 144.925 MHz DCDM CC00 TS1

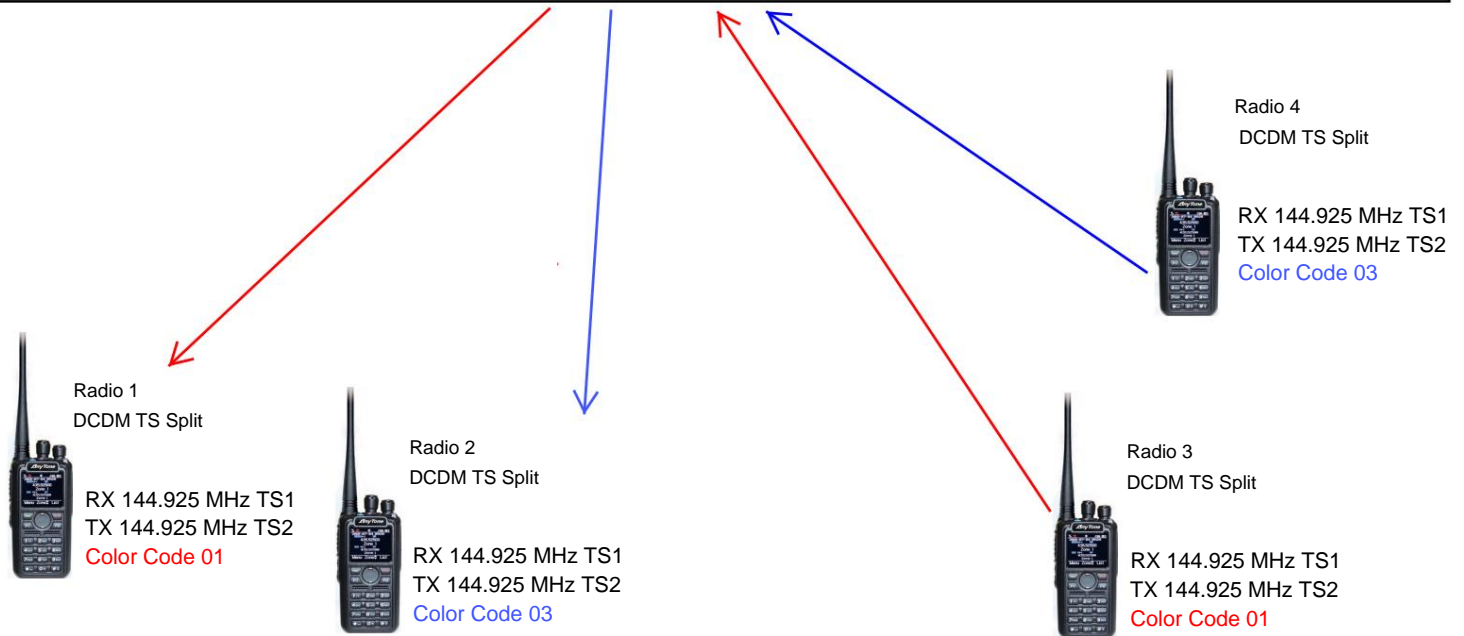
Sub Band B 144.925 MHz DCDM CC04 TS2



578UV

Repeater mode	On	Rep Slot Path A	Off
Rep Cc Limit	Off	Rep Slot Path B	Off

Any Color Code can obviously pass only radios with the same CC will be able to listen to each other



User radio settings	Receive Frequency	144.92500	Color Code	1
	Transmit Frequency	144.92500	Slot	Slot1
	Channel Type	D-Digital	DMR MODE	DCDM TS split

578 Single frequency DMR repeater

Use with color code filter

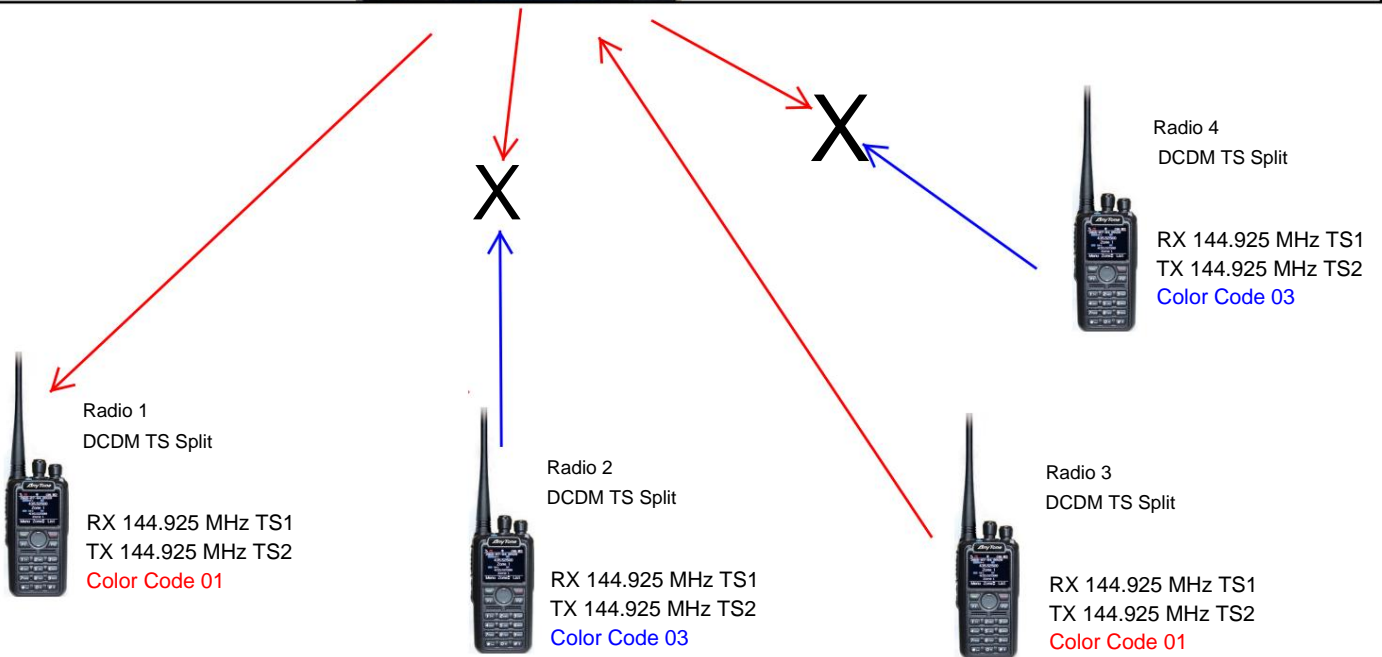
NB: If instead we select Channel B here we will go to use the CC written on the Sub band in this case CC04

In this mode the important thing is to set the same reception frequency both on A and B in Digital mode, the DMR and the TimeSlots will be ignored, the CC of band A will be used or B according to the settings in "Rep CC Limit"

Band A 144.925 MHz CC01 TS1
Band B 144.925 MHz CC04 TS2

Only the radios that use the CC01 will be able to use the Repeater, if instead here we select Channel B the CC04 will be used

Repeater mode	On
Rep Cc Limit	Match Channel A Color Code
Rep Slot PathA	Off
Rep Slot PathB	Off



User radio settings	Receive Frequency	144.92500	Color Code	1
	Transmit Frequency	144.92500	Slot	Slot1
	Channel Type	D-Digital	DMR MODE	DCDM TS split

578 Single frequency DMR repeater

Use as a single frequency transponder

"The use of the 578 as an SFR radio link can only be used by Anyone user radios (578/878) that have the DCDM / TS Split function. However, it is also possible to use radios that have the DCDM function (Hytera / Motorola / TYT etc.) with some limitations, in fact this configuration can be convenient for connecting two teams that already communicate live with each other but are separated from , for example, mountains, hills etc etc. "

Team A radios will communicate live with each other using TS1, but Team B radios will listen to them through 578 which will relay them to TS2. Team B radios will communicate live with each other on TS2 but will be listened to by team B radios via 578 which will relay them on TS1. The user radios must be set in DMR MODE = DCDM , those of team A on TS1, those of team B on TS2

In this mode the important thing is to set the same reception frequency both on A and B in Digital mode, the DMR and the TimeSlots will be ignored, the CC of band A or B will be used according to the settings in "Rep CC Limit"

Repeater mode


Rep Cc Limit

Rep Slot PathA

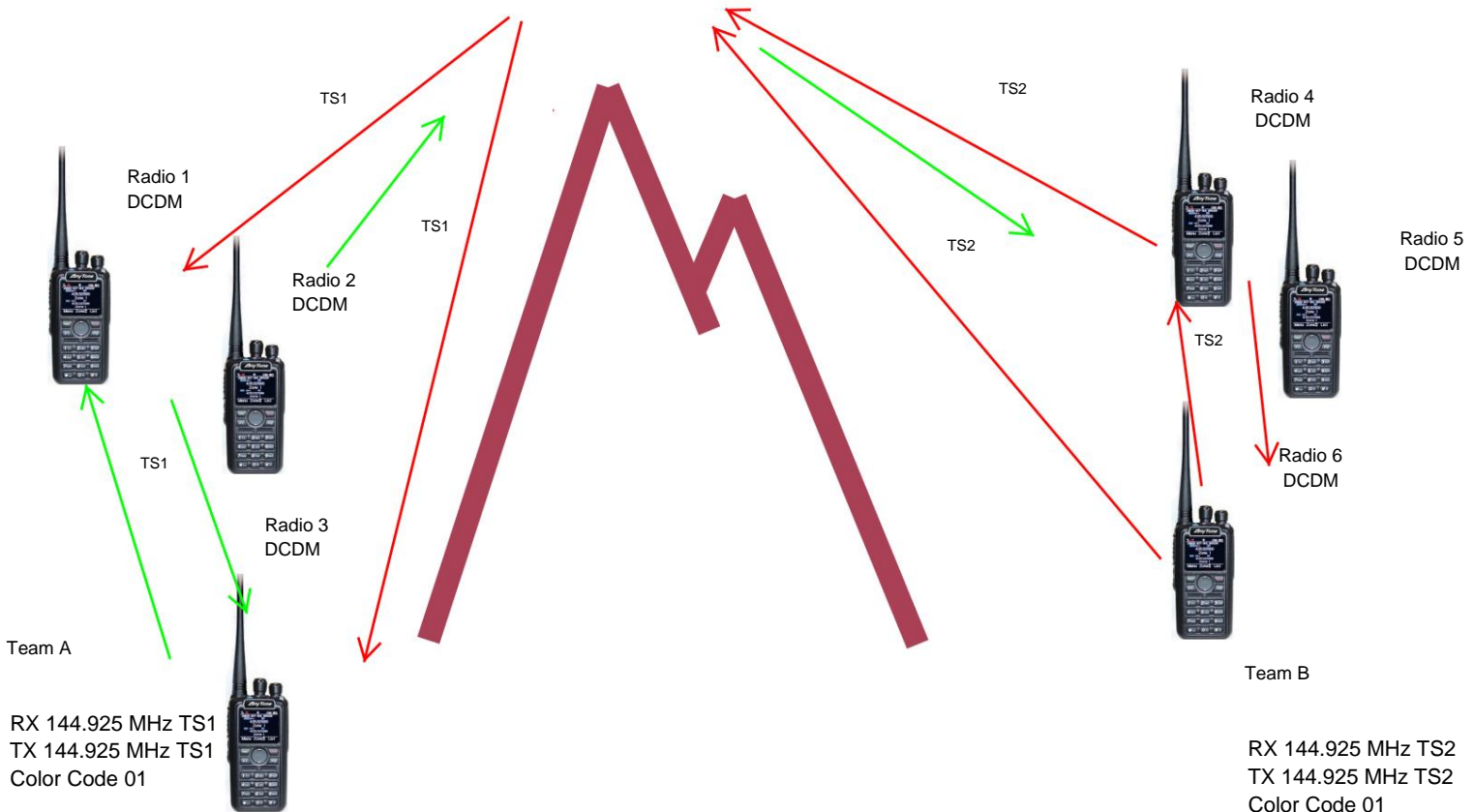
Rep Slot PathB

NB also in this configuration the CC present in the Main band will be used, if you want to use the Repeater with any CC, leave it off

578UV



Main Band A 144.925 MHz CC01 TS1
Sub Band B 144.925 MHz CC04 TS2



Team A Radio Settings

Receive Frequency	144.92500
Transmit Frequency	144.92500
DMR MODE	DCDM/Double Slot
Slot	Slot1
Color Code	1

Team Radio Settings B

Receive Frequency	144.92500
Transmit Frequency	144.92500
DMR MODE	DCDM/Double Slot
Slot	Slot2
Color Code	1